


Multi-processor



M-20K

Excavator weight: 17 – 24 ton
Rotation: 360° hydraulic



Crusher

Type 5




M-28K

Excavator weight: 28 – 40 ton
Rotation: 360° hydraulic



Crusher

Type G



M-38G

Excavator weight: 35 – 45 ton
Rotation: 360° hydraulic



Crusher

Type K

HYDRAULIC HAMMERS



SHEET PILERS



STEEL SHEARS



X-Y-Z CONCEPT



COMPACTORS



CRUNCHERS



CRUSHERS




DEMOLITION GRABS



MULTI-PROCESSORS

Dealer:

NPK Europe (Holland) BV
P. O. Box 30157
3001 DD Rotterdam
The Netherlands
Tel: +31 10 205 1710
Fax: +31 10 205 1715
E-mail: info@npke.nl



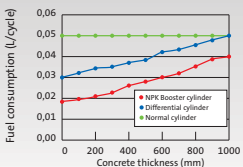
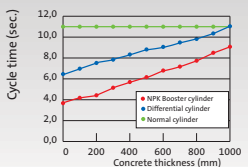

MORE POWER – MORE PRODUCTION

The Multi Processor is designed in such a way that whenever the jaws meet resistance, the hydraulic booster is automatically activated. The pressure intensifier system has a relatively low oil flow; which produces faster cycle times and more crushing strength when compared to competitive attachments without a booster system. Additionally, other excavator's functions remain uninfluenced by this system. The integral booster reduces the total weight of the attachment, which allows a compact body design and affords ease of maintenance.



NPK POWERBOOSTER COMPARED WITH NORMAL CYLINDER AND DIFFERENTIAL CYLINDER*

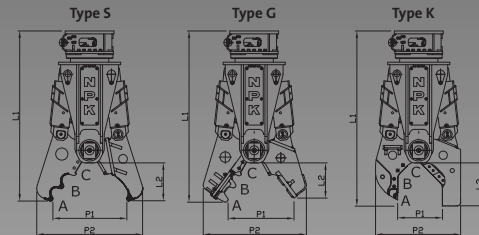
Calculations show that the cycle time of a NPK booster cylinder defeats crushers with a normal cylinder or differential cylinder. The job is finished earlier, the profit is yours. Besides more production and more power, a shorter cycle time also results in less fuel consumption. A reduction of 25-50% per cycle is realistic!



* Figures based on theoretical calculations at 200 L/min

FEATURES

- On-site versatility is optimized by the availability of interchangeable jaws.
- Only NPK offers an exclusive integrated booster system that automatically activates when the jaws meet resistance.
- Efficient solution for concrete, steel and rebar processing, building and bridge demolition, and recycling.
- Manufactured from high-strength, abrasion-resistant steel.
- Reinforced shield protects cylinder rods.
- Cost effective: far more economical than buying three different applications.
- Full 360° power rotation provides an effective angle of attack for any job wherever the location.
- No additional pressure reduction is required in the hydraulic system.
- Fast opening/closing times.
- Reliable construction.



TECHNICAL SPECIFICATIONS

Model	M-20S	M-20G	M-20K	M-28S	M-28G
Excavator weight (t)	17 - 24	17 - 24	17 - 24	28 - 40	28 - 40
Operating weight (kg)	2000	2100	2100	2970	3150
Max. jaw opening (mm)	940	770	540	1067	910
Working pressure (MPa)	25	25	25	25	25
Oil flow (l/min)	100 - 200	100 - 200	100 - 200	150 - 250	150 - 250
Rotation pressure (MPa)	14	14	14	14	14
Rotation oil flow (l/min)	10 - 15	10 - 15	10 - 15	11 - 30	11 - 30
Max. force (A) (kN)	690	740	800	1030	1120
Max. force (B) (kN)	1070	1250	1480	1400	1500
Max. force (C) (kN)	3250	3250	3250	4500	4500
L1 (mm)	2276	2268	2376	2631	2652
L2 (mm)	401	393	501	542	505
P1 (mm)	940	770	540	1067	910
P2 (mm)	1245	1181	1052	1517	1480

Model	M-28K	M-38S	M-38G	M-38K
Excavator weight (t)	28 - 40	35 - 45	35 - 45	35 - 45
Operating weight (kg)	3130	3850	4150	4250
Max. jaw opening (mm)	638	1230	1140	735
Working pressure (MPa)	25	25	25	25
Oil flow (l/min)	150 - 250	200 - 250	200 - 250	200 - 250
Rotation pressure (MPa)	14	14	14	14
Rotation oil flow (l/min)	11 - 30	11 - 30	11 - 30	11 - 30
Max. force (A) (kN)	1190	1300	1360	1510
Max. force (B) (kN)	1700	2000	2000	2680
Max. force (C) (kN)	4500	5900	5900	5900
L1 (mm)	2716	3200	3250	3325
L2 (mm)	627	781	709	654
P1 (mm)	638	1230	1140	735
P2 (mm)	1273	1670	1665	1495

HIGH SPEED

Model	M-20	M-28	M-38
Opening time (sec.)	1.4	2.1	3.2
Closing time (sec.)	2.8	3.8	5.7
Total cycle time (sec)	4.2	5.9	8.9
Number of cycles (n/min)	14	10	7
Oil flow (l/min)	200	250	250

Technical specifications subject to change without prior notice